

# Sola

## Beam chair

Design — Antti Kotilainen



---

The Sola beam chair is suitable for various hallway, lounge and waiting areas, where the furniture must stay neatly in place. The beams are available in three lengths and you can choose from the different sizes of seats of the Sola family. The upholstered seats are also available with the more comfy soft upholstery.



---

**MATERIAL DESCRIPTION:**

**Seat material (depending on the selected Sola seat):** oak, ash or stained ash

**Upholstery alternatives (depending on the selected Sola seat):** without upholstery, seat upholstered, seat and backrest upholstered, fully upholstered

**Table top:** oak, ash, stained ash, laminate (white or black)

**Base:** black, white or Inspiring Colours

Black glides

---

**CARBON FOOTPRINT:**

**Sola 377X4:** 89.40 kg CO<sub>2</sub>e

**PRODUCT CODE NUMBER:**

**377X3 (C/BC/D/S)** = beam chair with three universal seats (without upholstery)

**377X3ND (K)** = beam chair with three fully upholstered conference seats with low backrests

**377X3NS (K)** = beam chair with three fully upholstered (soft) conference seats with low backrests

**378X3 (C/BC/D/S)** = beam chair with three universal seats (without upholstery) with armrests

**378X3ND (K)** = beam chair with three fully upholstered conference seats with low backrests and armrests

**378X3NS (K)** = beam chair with three fully upholstered (soft) conference seats with low backrests and armrests

**377X3LD** = beam chair with three fully upholstered lounge seats

**377X3LS** = beam chair with three fully upholstered (soft) lounge seats

**378X3LD (K)** = beam chair with three fully upholstered lounge seats with armrests and low backrests

**378X3LS (K)** = beam chair with three fully upholstered (soft) lounge seats with armrests and low backrests

**X3** = three seater beam

**X4** = four seater beam

**X5** = five seater beam

**N** = conference seat

**L** = lounge seat

**K** = high backrest

**C** = upholstered seat

**BC** = upholstered seat and backrest

**D** = fully upholstered

**S** = fully upholstered (soft)

**T** = table top

---

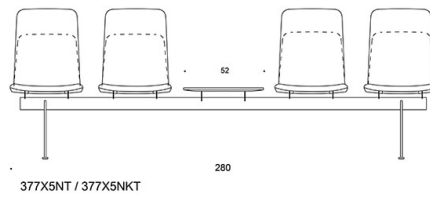
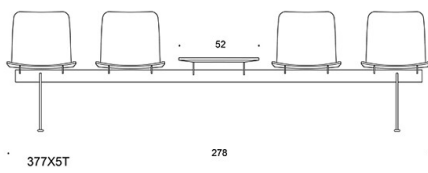
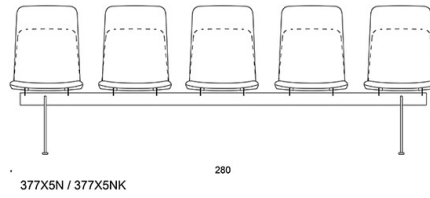
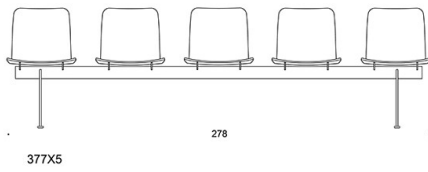
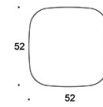
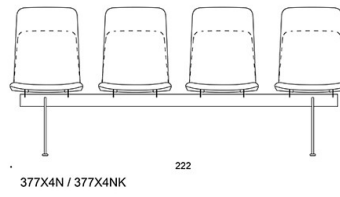
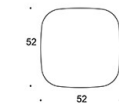
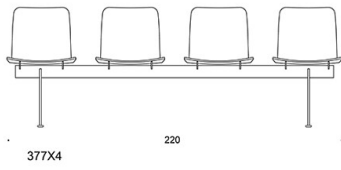
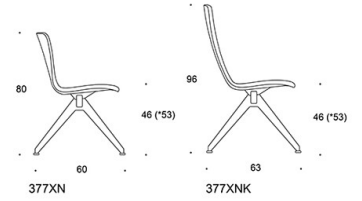
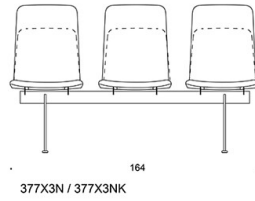
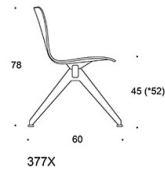
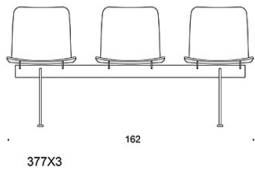
**ACCESSORIES:**

Row connector

Back-to-back connector

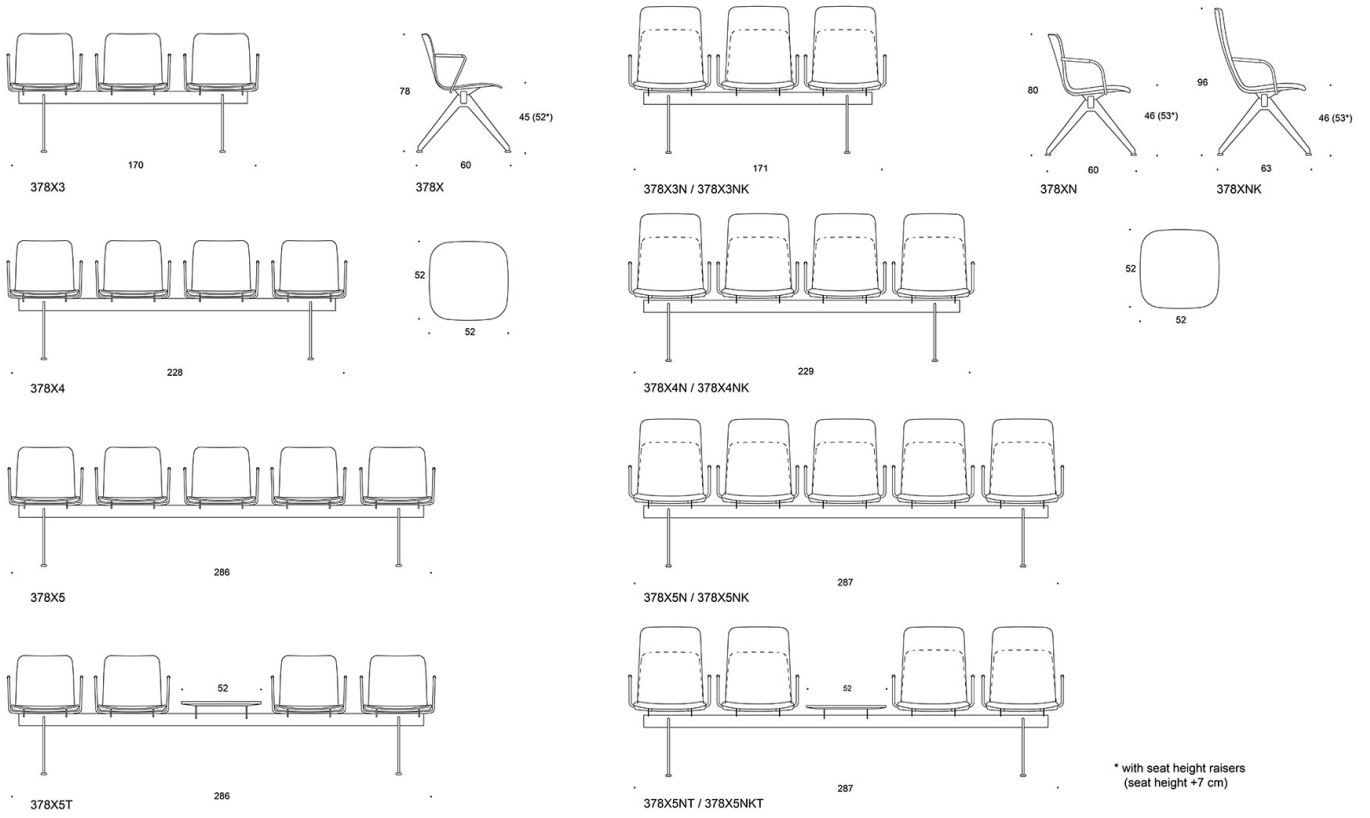
Seat height raisers (seat height +7 cm)

Dimensional drawing:



\* with seat height raisers  
(seat height +7 cm)

Dimensional drawing 2:



Dimensional drawing 3:

